

[Browse similar products](#)

Previous Page : [Standard flange valve](#)

Next : [Composite plastic valve](#)

Name: Double flange valve

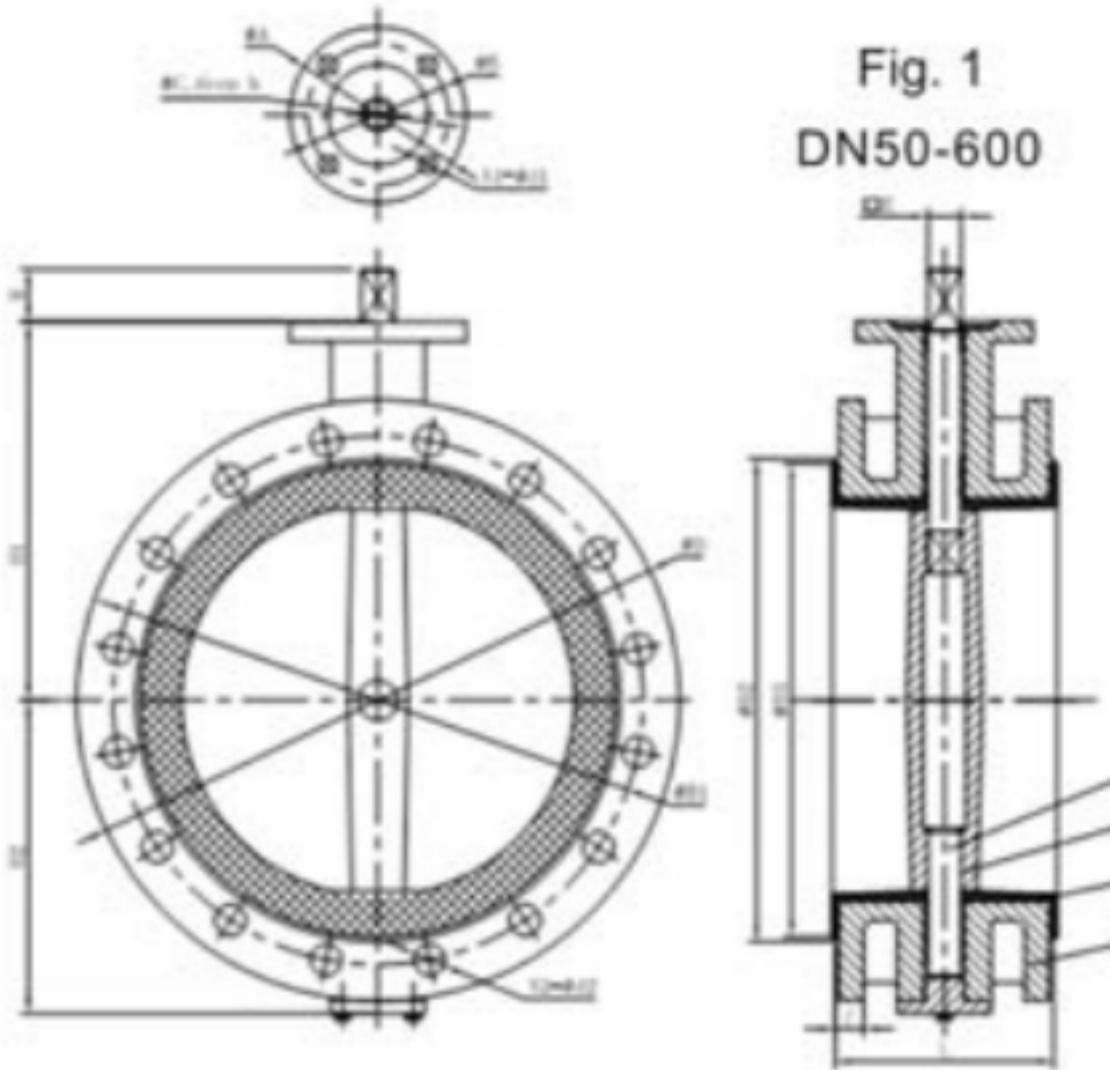


Fig. 1  
DN50-600

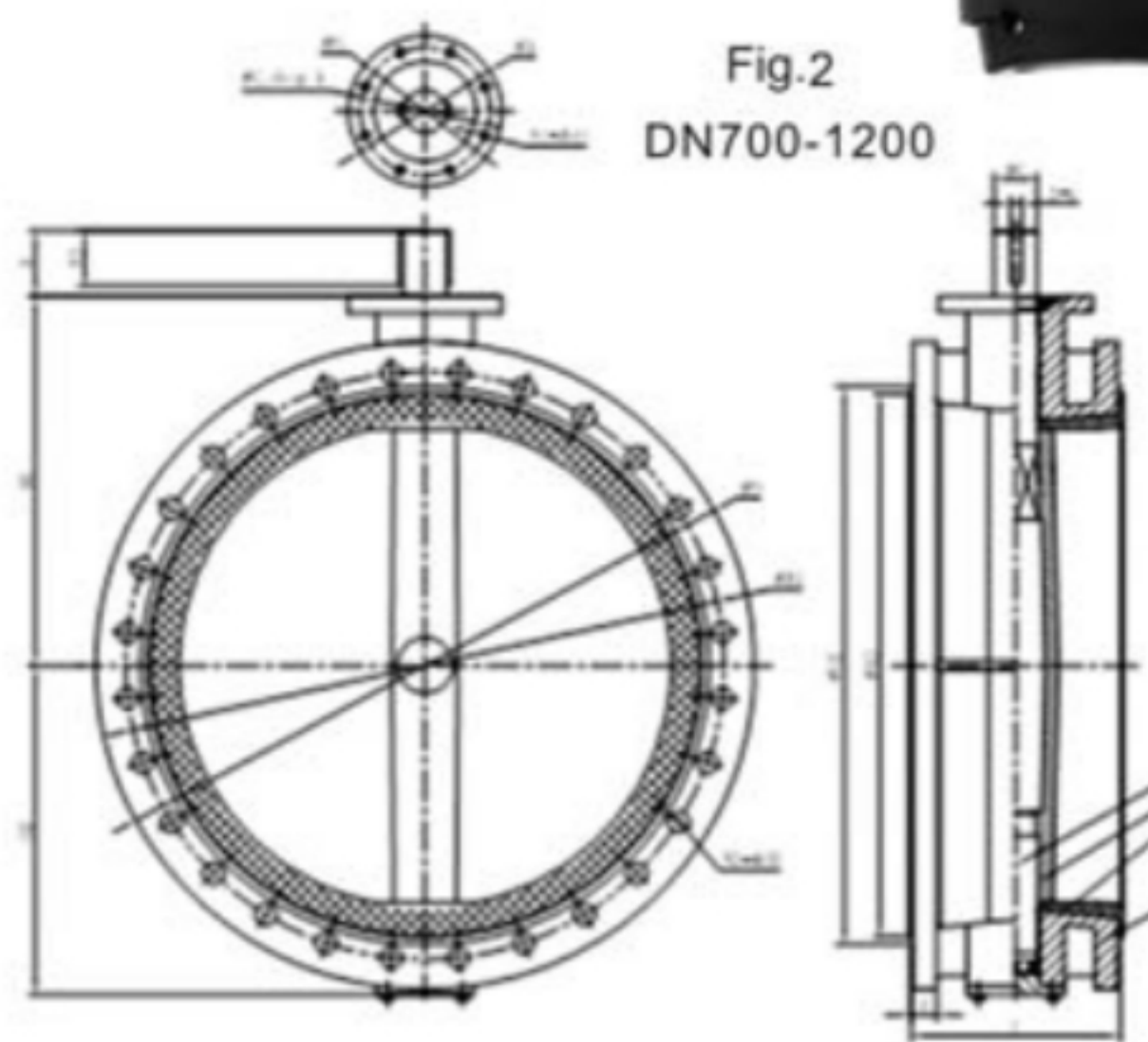



Fig.2  
DN700-1200



Nominal diameter: DN40-DN1400

Application scope: water, sewage, construction, food, textile, electric power, shipbuilding, energy etc..

Applicable temperature: -10 to 160 C (which can vary from material to material).

Structure length: GB/T 12221 J1 series ISO 5752 series13, BS5155

Short  
FL.Short DIN Double 3202 F16

Top flange: ISO 5211

Body material: gray iron, ductile iron, carbon steel, stainless steel, copper alloy, aluminum alloy, etc.

Body material: gray iron, ductile iron, carbon steel, stainless steel, copper alloy, aluminum alloy, etc.

Valve plate material: ductile iron, stainless steel, copper alloy, etc.

Stem material: stainless steel

Seat: ethylene propylene rubber, nitrile rubber, silicone rubber, fluorine rubber, etc.

Drive mode: manual, pneumatic, electric, worm pneumatic, hydraulic, electro-hydraulic linkage, etc.

Leak level: A EN 12266-2 RATE (Ling Xielou)

### DN50-600

DN	ΦA	ΦB	ΦC	h	N1-Φd1	Pn10			Pn16			E	H	H1	H2	L	f	ΦD2	ΦD3	扭矩
						ΦD	ΦD1	N2-Φd2	ΦD	ΦD1	N2-Φd2									
50	65	50	35	3	4-Φ8	165	125	4-Φ19	165	125	4-Φ19	9	32	110	80	108	19	99	89	14
65	65	50	35	3	4-Φ8	185	145	4-Φ19	185	145	4-Φ19	9	32	135	80	112	19	118	108	19
80	65	50	35	3	4-Φ8	200	160	8-Φ19	200	160	8-Φ19	9	32	145	95	114	19	132	122	25
100	90	70	55	3	4-Φ10	220	180	8-Φ19	220	180	8-Φ19	11	32	150	115	127	19	156	146	37
125	90	70	55	3	4-Φ10	250	210	8-Φ19	250	210	8-Φ19	14	32	170	115	140	19	184	174	55
150	90	70	55	3	4-Φ10	285	240	8-Φ23	285	240	8-Φ23	14	32	180	140	140	19	211	201	79
200	125	102	70	3	4-Φ12	340	295	8-Φ23	340	295	12-Φ23	17	45	210	175	152	21	266	256	134
250	125	102	70	3	4-Φ12	395	350	12-Φ23	405	355	12-Φ28	22	45	245	205	165	22	319	309	222
300	125	102	70	3	4-Φ12	445	400	12-Φ23	460	410	12-Φ28	22	45	275	225	178	24.5	370	362	336
350	125	102	70	3	4-Φ12	505	460	16-Φ23	520	470	16-Φ28	24	45	330	250	190	26.5	429	421	370
400	175	140	100	4	4-Φ18	565	515	16-Φ28	580	525	16-Φ31	27	52	375	292	216	28	480	470	595
450	175	140	100	4	4-Φ18	615	565	20-Φ28	640	585	20-Φ31	27	52	405	307	222	30	530	520	910
500	175	140	100	4	4-Φ18	670	620	20-Φ28	715	650	20-Φ34	32	64	450	342	229	31.5	582	572	1238
600	210	165	130	5	4-Φ22	780	725	20-Φ31	840	770	20-Φ37	36	70	518	433	267	36	682	672	2250

以上扭矩不含安全系数

### DN700-1200

DN	ΦA	ΦB	ΦC	h	N1-Φd1	Pn10			Pn16			ΦE	2-b	H	H1	H2	H3	L	f	ΦD2	ΦD3	扭矩
						ΦD	ΦD1	N2-Φd2	ΦD	ΦD1	N2-Φd2											
700	300	254	200	5	8-Φ18	895	840	24-Φ31	910	840	24-Φ37	63.35	2-18	95	560	465	85	292	39.5	794	770	3800
800	300	254	200	5	8-Φ18	1015	950	24-Φ34	1025	950	24-Φ41	63.35	2-18	95	620	519	85	318	43	901	871	5600
900	300	254	200	5	8-Φ18	1115	1050	28-Φ34	1125	1050	28-Φ41	75	2-20	130	692	576	130	330	46.5	1001	972	7700
1000	300	254	200	5	8-Φ18	1230	1160	28-Φ37	1255	1170	28-Φ44	85	2-22	130	735	640	130	410	50	1112	1080	10500
1200	350	298	230	5	8-Φ22	1455	1380	32-Φ41	1485	1390	32-Φ50	105	2-28	150	917	783	150	470	57	1328	1270	18000

以上扭矩不含安全系数